



1-866-443-6623
www.holdupdisplays.com

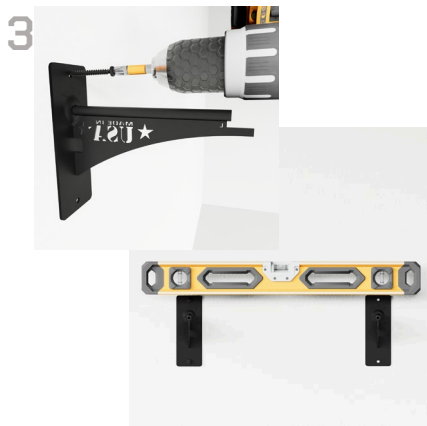
**HD53-FW
Wall Mount
Firearm/Bow Rack**



1
Locate studs, double check 16" on centers. Assure height of rack allows room to remove your longest barreled rifle.



2
Mount First lower plate with top and bottom screws.



3
Mount second lower plate with top and bottom screws. Check level.



4
Attach lower bar with bolts provided.












5
Assemble top bar with bolts provided.



6
Check height. Mount first plate to wall using screws provided.



7
Check level and mount second plate.

	SKU:	Quantity:
	HD53-BAR	1
	HD53-YOKEBAR	1
	Bolt25-20x1.25bl	4
	Screw8x1.5phillipsblk	4
	screw10x2phillipsblk	4
	Washer25blacksae	8
	bhd53bottomplateFWleft	1
	bhd53bottomplateFWright	1
	bhd53topplateFW	2